



Summer Sizzler POR/All Breed Show
August 1-2, 2026
Southeastern Ag Center; 1027 US-74, Lumberton, NC
Judges: John Andersen, Jennifer Goss, David Parlier, Stephen Shank



Summer Sizzler Pattern Book v2.0

Version	Date	Notes
1.0	05/19/2026	Initial Release
1.1	05/21/2026	Added arrows to Ranch Trail patterns
2.0	06/01/2026	Added Equitation 5-10

A huge thank you to our sponsor, [Salt On The Rocks](#), and owners Jerry & Danelle Griffin, for providing this pattern book early to our exhibitors! Please take a moment to find them on Facebook and send them some appreciation.

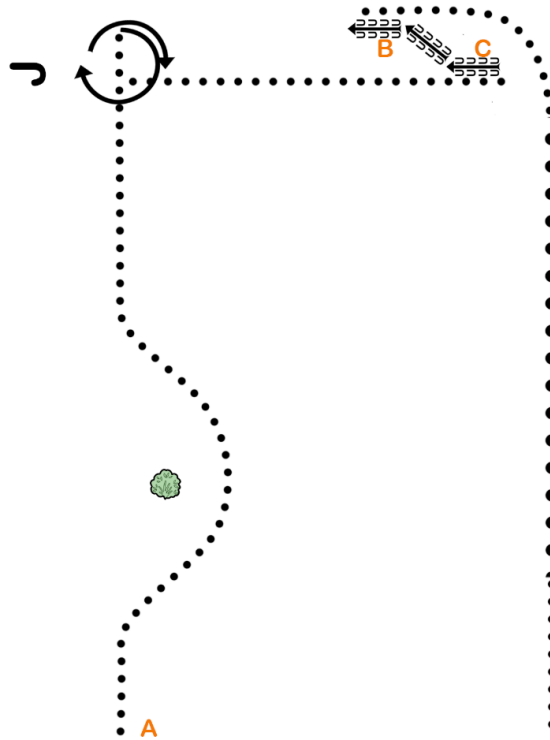
JDG Quarter Horses
Jerry and Danelle Griffin
Maysville, GA
706-206-5633

NOW SERVING
SALT ON THE ROCKS
EST. 2018
The Rock x Just My Version by Good Version
153 Hands *7 Panel N/N

AQHA/APHA Stallion
APHA World Champion
Multiple World Champion Sire
Homozygous W35
APHA Leading Sires Lists
as of May, 2026



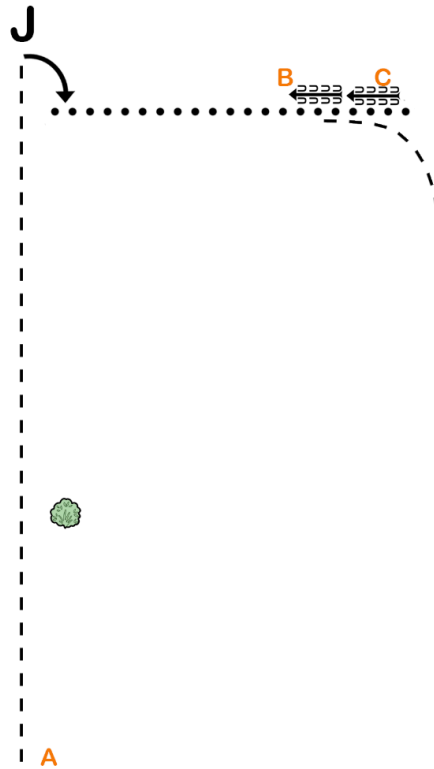
All Breed Adult Walk Only Showmanship
APHA W/T Amateur Showmanship



1. Be ready right shoulder to A.
2. Walk around marker past judge and stop.
3. 270 right.
4. Set up.
5. Inspection.
6. 180 right.
7. Walk past C and stop.
8. Back between C and B.
9. Walk around C.
10. Extended walk.
11. Walk 2 horse lengths at the end of the line and to exit.



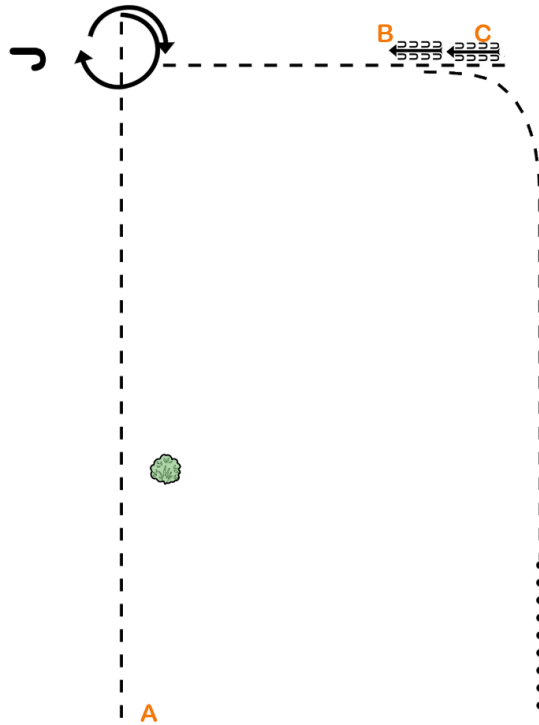
APHA 5-10 W/T Showmanship



1. Be ready right shoulder to A.
2. Trot to judge and stop.
3. Set up.
4. Inspection.
5. 90 right.
6. Walk past C and stop.
7. Back to B.
8. Trot past C and turn right.
9. Trot to exit.



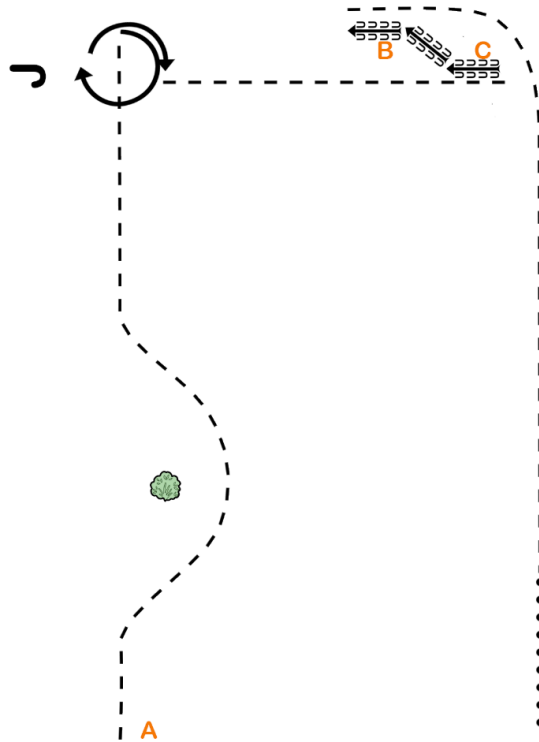
All Breed Youth W/T Showmanship
APHA 11-18 W/T Showmanship



1. Be ready right shoulder to A.
2. Trot past judge and stop.
3. 270 right.
4. Set up.
5. Inspection.
6. 180 right.
7. Trot past C and stop.
8. Back to B.
9. Trot past C and turn right.
10. Walk 2 horse lengths at the end of the line and to exit.



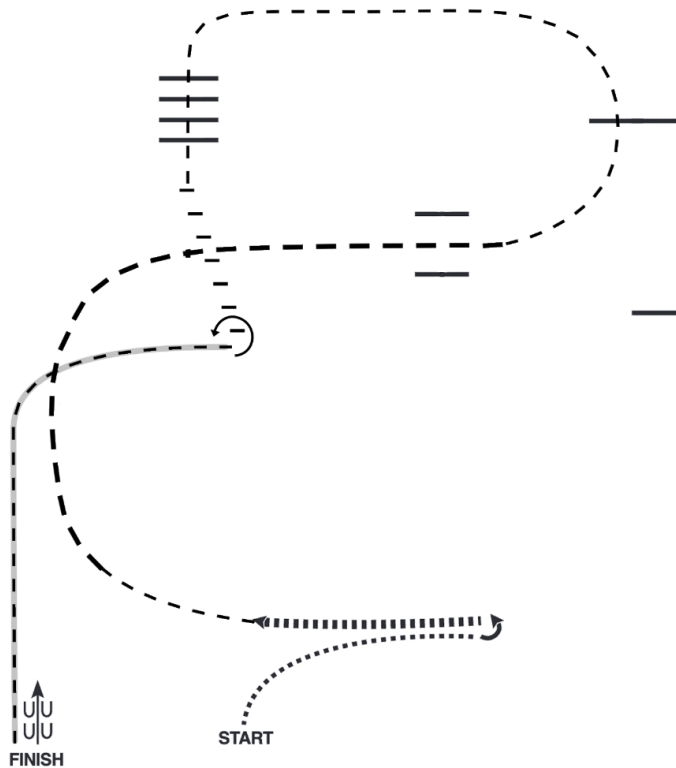
All Breed Youth & Adult Showmanship
APHA Nov Youth Showmanship, 13&U Showmanship, Nov Amateur Showmanship



1. Be ready right shoulder to A.
2. Trot around marker past judge and stop.
3. 270 right.
4. Set up.
5. Inspection.
6. 180 right.
7. Trot past C and stop.
8. Back between C and B.
9. Trot around C.
10. Walk 2 horse lengths at the end of the line and to exit.



All APHA Walk Trot English Versatility

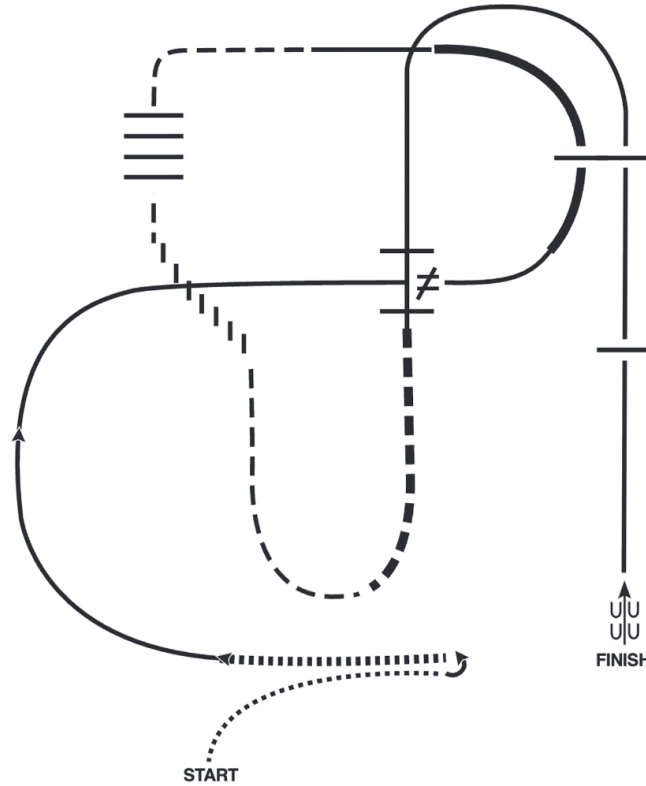


1. Walk from Gate
2. Stop. Forehand turn either direction
3. Extended Walk
4. Trot
5. Extended Trot
6. Trot
7. Trot over one ground pole
8. Trot over four poles
9. Leg yield left
10. Stop. Forehand turn 270 left
11. Sitting Trot
12. Halt and Back



All APHA English Versatility

Modified
English Versatility - Pattern 1 See written instructions



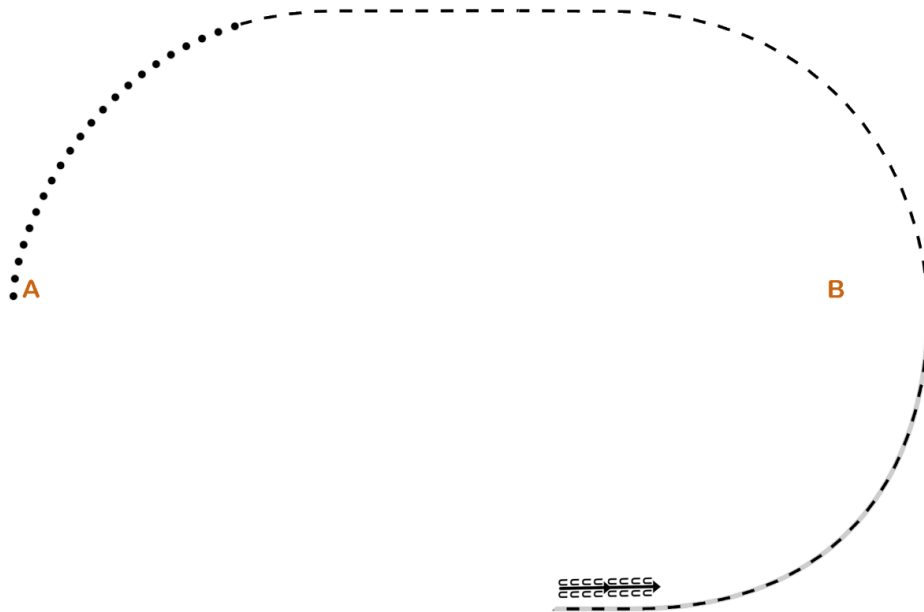
1. Walk From Gate
2. Stop. Forehand Turn either Direction
3. Extended Walk
4. Canter Right Lead
5. Change Leads Simple or Flying
6. Left Lead Building to Hand Gallop
7. Left Lead Hand Gallop Over one Raised Pole or Cavaletti/Jump
8. Collect Canter on Left Lead
9. Trot Right Diagonal
10. Trot Over Four Poles
11. Leg Yield at Trot
12. Continue Trot Building to Extended Trot Up Center
13. Canter over Two ~~Rails or Cavaletti~~ **ground poles.**
14. Canter Right Lead Around Top over two ~~Cavaletti or Small Jumps~~ **ground poles.**

- Walk (dotted line)
- Extended Walk .. (dashed line)
- Jog/Trot - - - - (dashed line)
- Lope/Canter _____ (solid line)
- Hand Gallop = = = = (thick solid line)
- Extended Trot - - - - (thin solid line)
- Leg Yield | | | | | | | | (vertical line with tick marks)
- Change Lead / (line with slash)
- Gate [Symbol] (gate symbol)
- Back ← U U U (line with three U-shaped markers)
- Judge ● (circle with dot)
- Marker ○ (circle)
- Sidepass ← ← (line with arrows)

15. Halt and Back



APHA 5-10 W/T Equitation

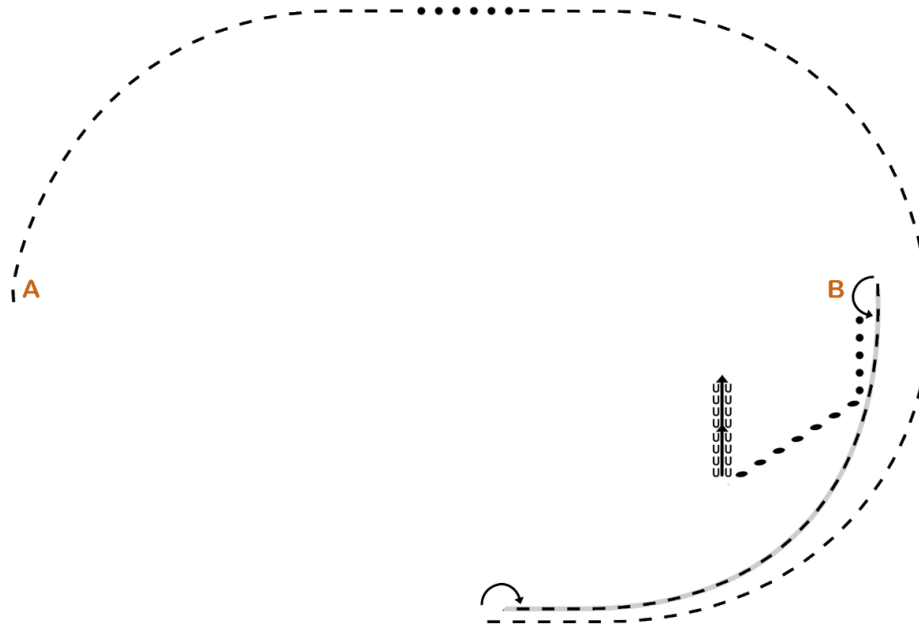


Be ready at A

1. Walk an arc to the right
2. Posting trot across arena to B - be on left diagonal before the arc.
3. At B, Sitting trot.
4. Halt.
5. Back - Pattern is complete. Exit promptly so next exhibitor can begin.



All Breed Youth & Adult W/T Equitation
APHA 11-18 W/T Equitation, W/T Amateur Equitation

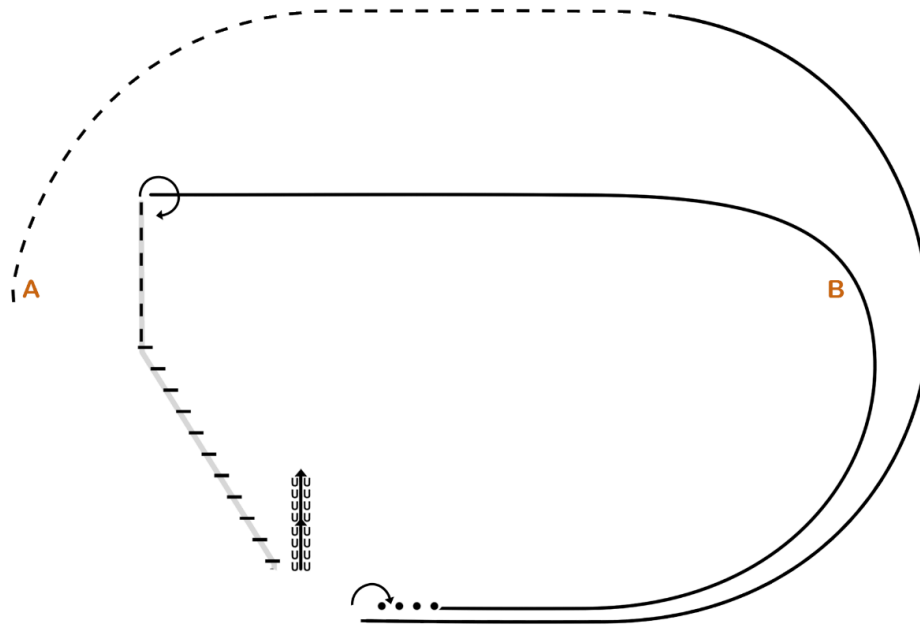


Be ready at A

1. Posting trot an arc to the right
2. Walk
3. Trot in two point to B
4. At B, resume posting trot
5. Halt
6. Forehand turn 180 right
7. Sitting trot
8. Halt and 180 haunches turn left
9. Walk and then leg yield right at the walk
10. Halt and back - Pattern is complete. Exit promptly so next exhibitor can begin.



All Breed Youth & Adult Equitation
APHA 13&U Equitation, Novice Youth, and Novice Amateur Equitation

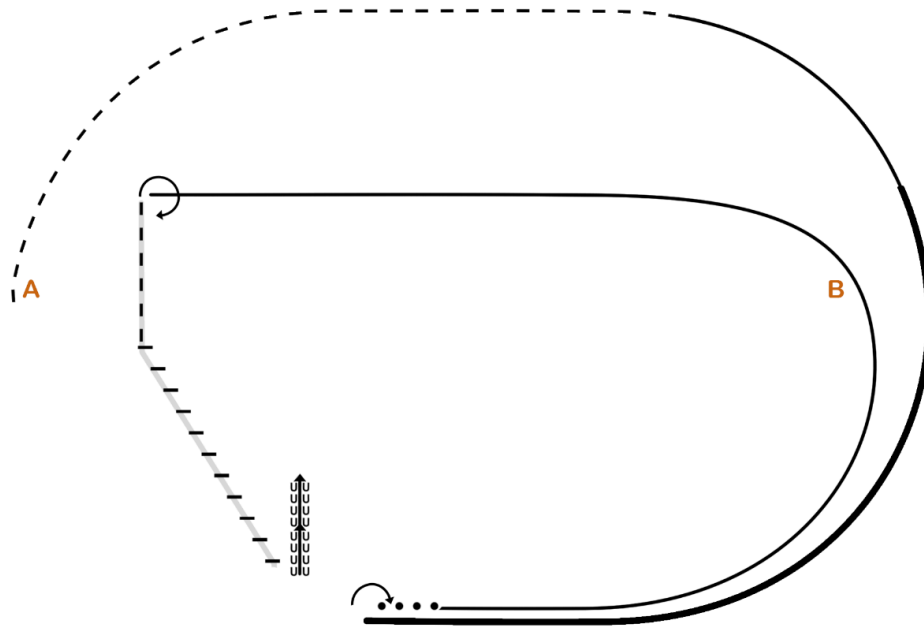


Be ready at A

1. Posting trot an arc to the right
2. Straighten, then trot in two point straight across arena
3. Canter right lead
4. Halt and 180 forehand turn right
5. Walk
6. Canter left lead
7. Halt and 270 haunches turn right
8. Sitting trot, then leg yield left
9. Halt and back - Pattern is complete. Exit promptly so next exhibitor can begin.



APHA 18&U Equitation, Amateur Equitation

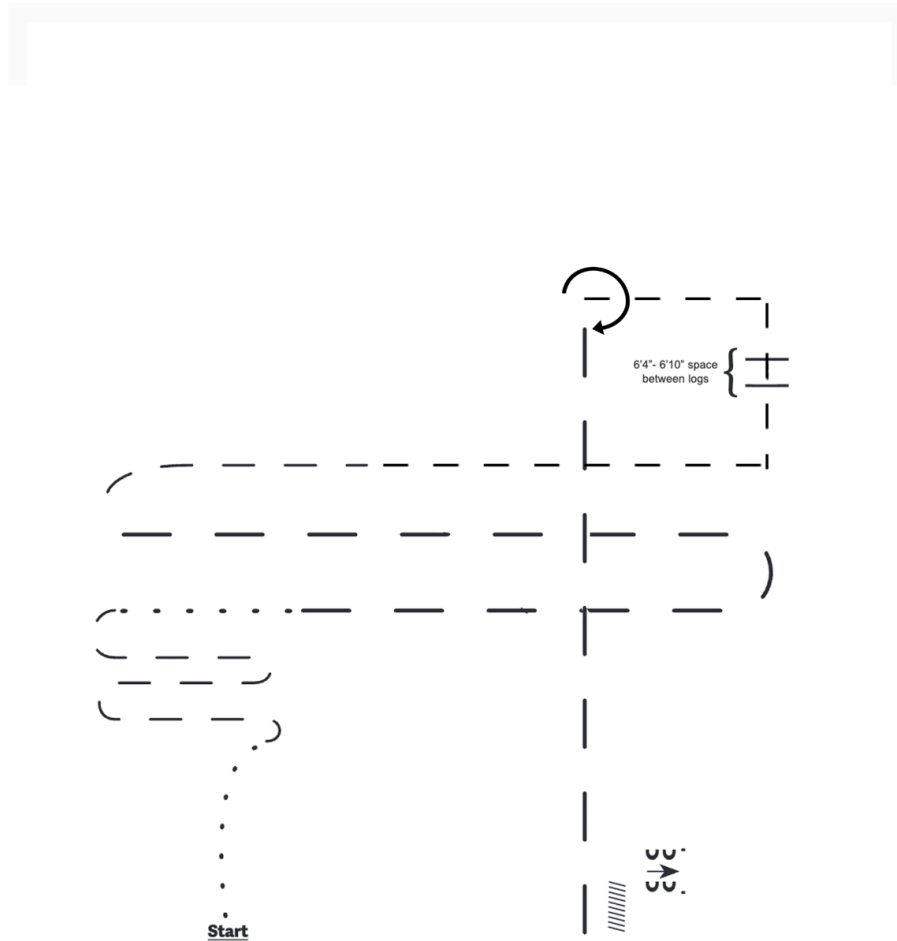


Be ready at A

1. Posting trot an arc to the right
2. Straighten, then trot in two point straight across arena
3. Canter right lead
4. Build to a hand gallop on the right lead before B
5. Halt and 180 forehand turn right
6. Walk
7. Canter left lead
8. Halt and 270 haunches turn right
9. Sitting trot, then leg yield left
10. Halt and back - Pattern is complete. Exit promptly so next exhibitor can begin.



All Breed Youth & Adult W/T Ranch Riding

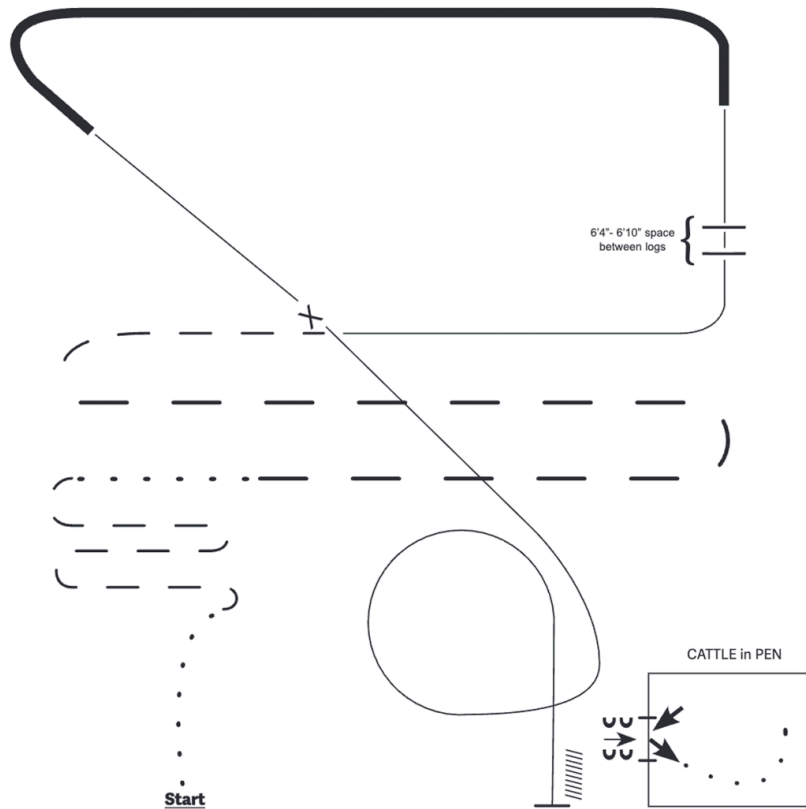


1. Walk
2. Trot serpentine
3. Walk
4. Extended trot
5. Trot square corner
6. Trot over logs
7. Trot square corner
8. Stop and 270 right
9. Extended trot
10. Stop and back
11. Sidepass left over log



All Breed Youth & Adult Ranch Riding
All APHA Ranch Riding

Ranch Riding Pattern #11 MODIFIED - no cattle, no pen

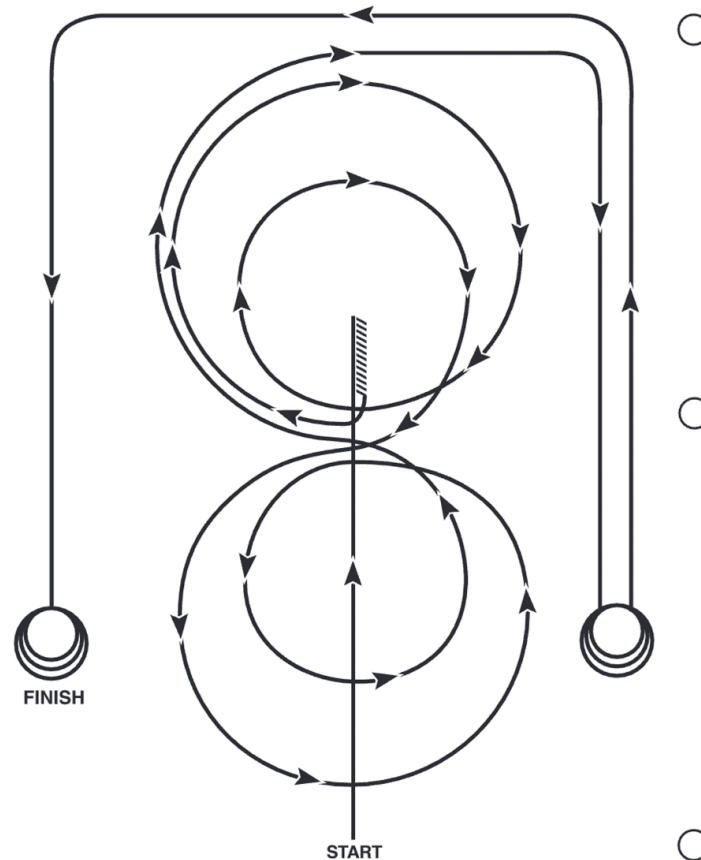


1. Walk
2. Trot serpentine
3. Walk
4. Extended trot
5. Trot
6. Lope left lead
7. Lope over logs
8. Extended lope (left lead)
9. Collect lope, change leads (simple or flying)
10. Lope right lead
11. Lope circle
12. Stop and back
13. ~~Side pass to gate, left hand push into pen~~ **Side pass left over log.**
14. ~~Walk through cattle, right hand push out~~



All Ranch Reining

Working Cow Horse Pattern #1



1. Start at end of arena. Run down middle past center marker to a sliding stop.
2. Back up 10 to 15 feet to center. $\frac{1}{4}$ turn left.
3. Pickup right lead, large fast circle, small slow circle.
4. Change leads to left, large fast circle, small slow circle.
5. Change leads to right, do not close this circle.
6. Run around end of arena and down the side (approximately 20 feet from fence) past center marker and come to a sliding stop.
7. Complete $3\frac{1}{2}$ spins to the right.
8. Continue back down side and end of arena to other side (approximately 20 feet from fence) go past center marker and come to a sliding stop.
9. Complete $3\frac{1}{2}$ spins to the left.
10. Hesitate to complete pattern.



Summer Sizzler POR/All Breed Show
August 1-2, 2026
Southeastern Ag Center; 1027 US-74, Lumberton, NC
Judges: John Andersen, Jennifer Goss, David Parlier, Stephen Shank



2026 Summer Sizzler Lead Line Trail

Intent of the class: To have fun with our horses and fellow exhibitors! Summer Sizzler Lead Line Trail intends to be a safe, but also hilarious, and definitely ridiculous, pattern event. *The ideal lead line trail team will negotiate obstacles efficiently, complete the pattern instructions successfully, and have a great time doing it!*

Awards: Three prestigious titles will be recognized:

1. **“Judges’ pick”** - judges will place the class as usual. The overall winner will be tabulated using the same method as our circuit champions in APHA and All Breed classes. In the event of a tie, the horse with the most white wins because this is a Paint Horse show after all. Prize: \$50
2. **“Horse with the Patience of a Saint”** - the judges should collectively agree on and award this title to the horse that demonstrates exceptional tolerance, forgiveness, emotional stability, or babysitting ability throughout the class. If agreement cannot be reached, judges must settle the matter via Rock Paper Scissors until one horse remains victorious. Prize: Highly tasty and incredibly healthy horse treats
3. **“Peoples’ Choice”** - Winner to be selected by methods still under active scientific investigation. Prize: Crowns for the team and \$20 Showbucks

Judging: Scoring for “Judges’ pick” will follow APHA Trail rules for penalties and will be a mixture of APHA rules and judges’ discretion for obstacle scores with an additional opportunity for a creativity bonus. We trust the judges’ experience and expertise to reward teams who exhibit successfully within the intent of the class provided above. Their decisions are final.

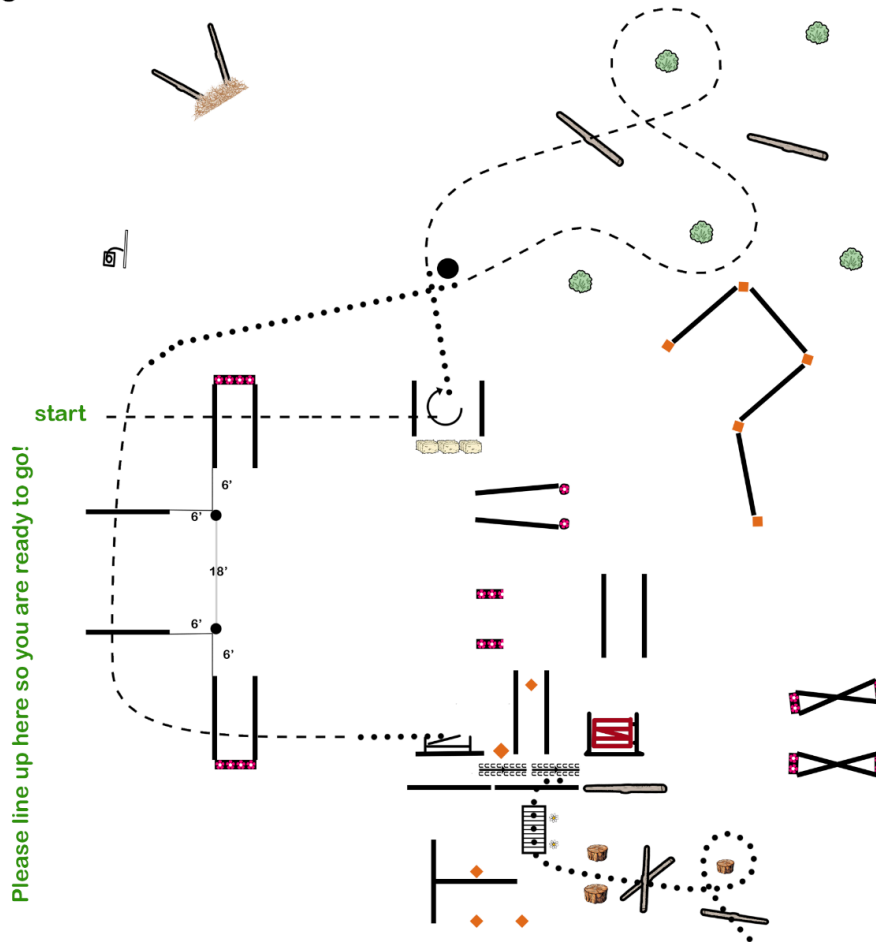


Rules

1. \$20 entry fee per team. Enter through the show office as usual.
2. A team consists of two humans and one horse. Please no doubles, no dogs, no carts, no goldfish, etc. Safety first!
 - a. Leader - human on the ground
 - b. Rider - human on the horse
 - c. Horse - hopefully self explanatory
3. Horse must wear a saddle, bridle with reins, halter with lead, and a back number.
4. Riders and Leaders must wear clothes and closed-toe shoes/boots, but show attire is not required.
5. Horse must be 2 years old or older.
6. Rider is not required to maintain contact with the reins at all times; however, a rein touching the ground will be penalized accordingly.
7. Humans may enter multiple times as riders or leaders.
8. Horses may only enter once.



All Age Lead Line Trail - all exhibitors welcome



1. Rider should loudly say "giddyup horsie" at start and trot over 2 poles.
2. Trot into box. 270 right while rider squeals "WHEEEEE!" like a child jumping into the huge pile of leaves it took you all day to rake up.
3. Walk to calf station. Leader should pick up calf and hand to rider who will cuddle it protectively like it needs to be bottle fed through a blizzard.
4. Trot serpentine as drawn while rider continues to cuddle the calf.
5. Stop and return the calf. Walk several strides so the leader can get some air, avoid heat stroke, and question life choices of entering an in hand event in Lumberton in August while rider pageant waves like a princess in a parade.
6. Trot over 4 poles while rider pretends to be Jose Ortiz on Golden Tempo rushing from behind to win the Kentucky Derby. The crowd is encouraged to cheer in a horse-safe manner.
7. Walk to and go through gate. Leader may hand the rider the rope if height/reach is a hardship, but rider should hold the rope while passing through. **Judges**, please consider it a higher level of difficulty if the rider twirls the rope like a 21st century Roy Rogers. Leader may assist in replacing rope.
8. Back straight in the chute while rider beeps like a garbage truck in a Piggly Wiggly parking lot. (Leader is also encouraged to beep if normal breathing has resumed).
9. Walk over bridge with flair. **Judges**, please consider it credit earning if rider and/or leader exhibits behavior that is impressively creative and/or would be embarrassing on social media.
10. Walk between stumps and over logs as drawn while rider and leader sing "Na na na na, hey hey hey, good bye." Leader, bow or curtsy to the judges while rider accepts imaginary (or real) applause from adoring fans. Pattern is complete.



Summer Sizzler POR/All Breed Show
August 1-2, 2026
Southeastern Ag Center; 1027 US-74, Lumberton, NC
Judges: John Andersen, Jennifer Goss, David Parlier, Stephen Shank



All Ranch Pleasure

**Walk Trot: Extended Trot when it calls for Extended Lope
Trot when it calls for Lope**

PATTERN 5

- Lope- 150 feet
- Extended Lope- 200 feet
- Ordinary Walk- 30 feet
- Trot- 120 feet
- Stop and Reverse (either direction)
- Extended Trot- 240 feet
- Trot- 90 feet
- Extended Walk- 75 feet
- Lope- 150 feet
- Stop and Back



All Breed Adult & Youth W/T Ranch Trail

1. Walk over logs.
2. Walk over bridge, over 1 pole, into L.
3. Back L.
4. Right handed gate.
5. Trot into box. 360 left.
6. Sidepass right. Rescue calf and secure on pommel or withers.
7. Trot serpentine and over 1 log as drawn. Realize the calf is fine, and extend the trot through bushes over 1 log to stop and return it.
8. Trot over 2 logs.
9. Extended trot over 1 pole. Stop and hesitate to show completion of pattern. Exit on the rail to Ranch Pleasure or to leave arena.

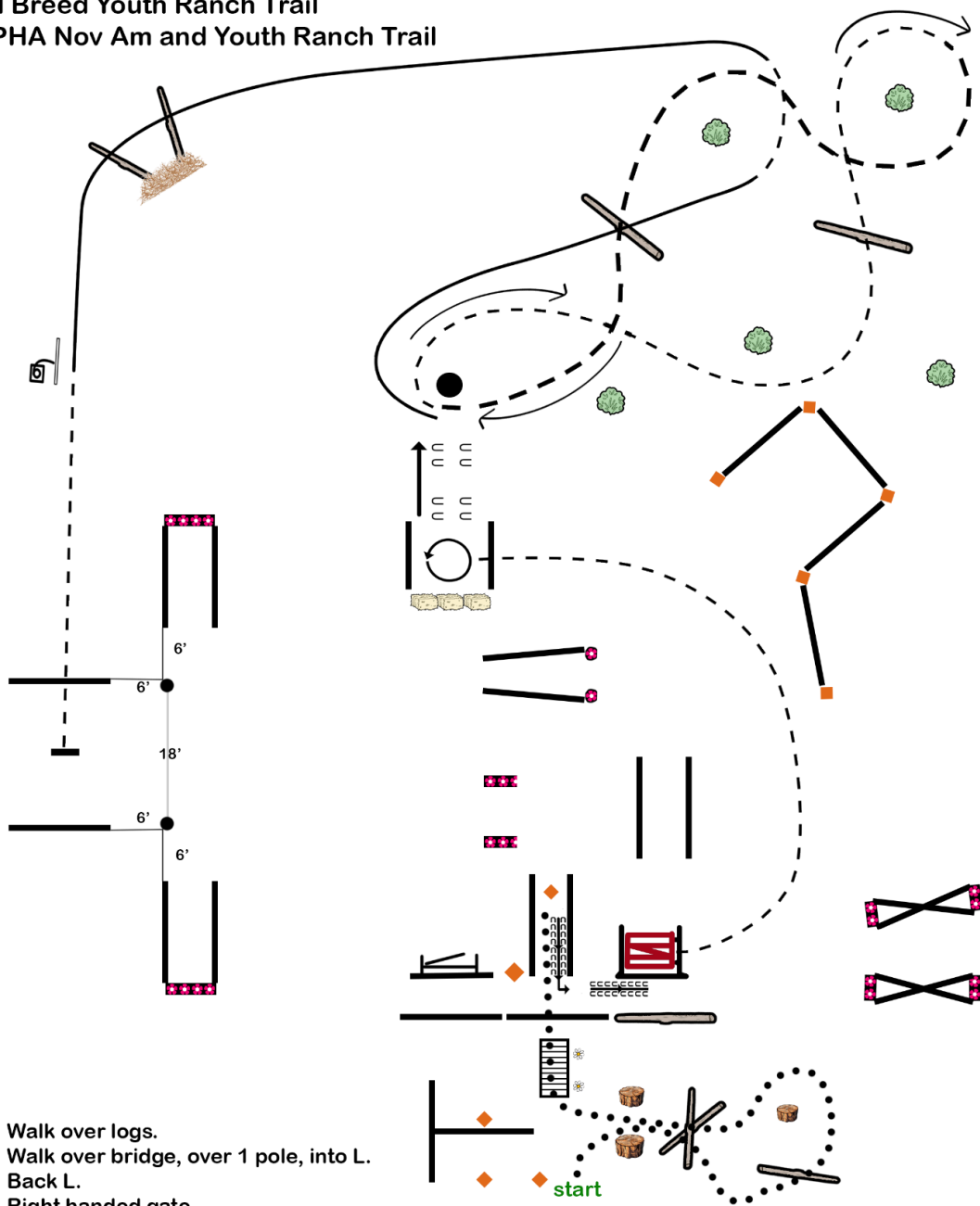


Summer Sizzler POR/All Breed Show
August 1-2, 2026

Southeastern Ag Center; 1027 US-74, Lumberton, NC
Judges: John Andersen, Jennifer Goss, David Parlier, Stephen Shank



All Breed Youth Ranch Trail
APHA Nov Am and Youth Ranch Trail



1. Walk over logs.
2. Walk over bridge, over 1 pole, into L.
3. Back L.
4. Right handed gate.
5. Trot into box. 360 left.
6. Sidepass right. Rescue calf and secure on pommel or withers.
7. Trot serpentine and over 1 log as drawn. Realize the calf is fine, and extend the trot through bushes over 1 log to stop and return it.
8. Lope right lead over 1 log. Change leads and directions through the trot around the bush. Lope left lead over 2 logs.
9. Trot over 1 pole. Stop and hesitate to show completion of pattern. Exit on the rail to Ranch Pleasure or to leave arena.

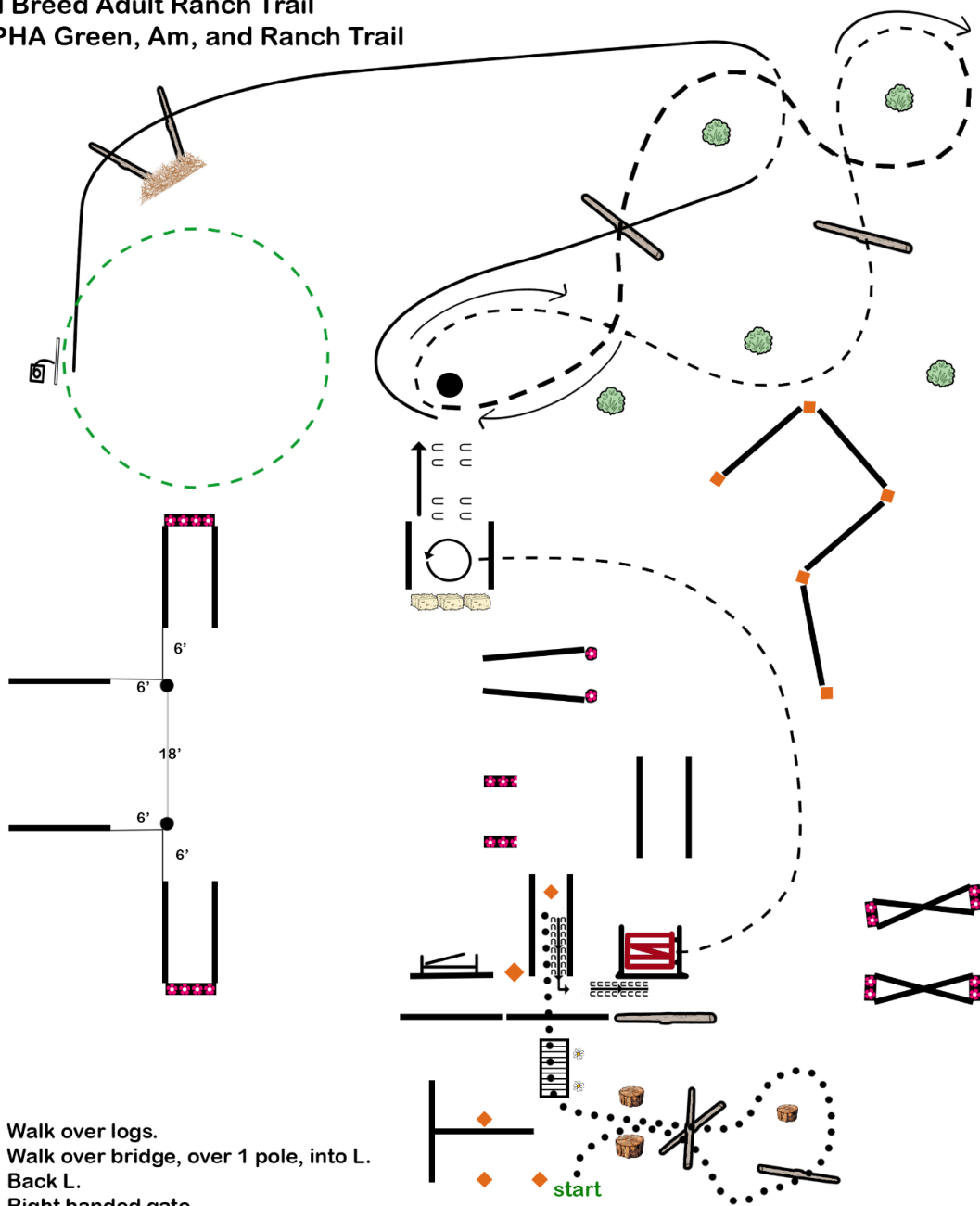


Summer Sizzler POR/All Breed Show
August 1-2, 2026

Southeastern Ag Center; 1027 US-74, Lumberton, NC
Judges: John Andersen, Jennifer Goss, David Parlier, Stephen Shank



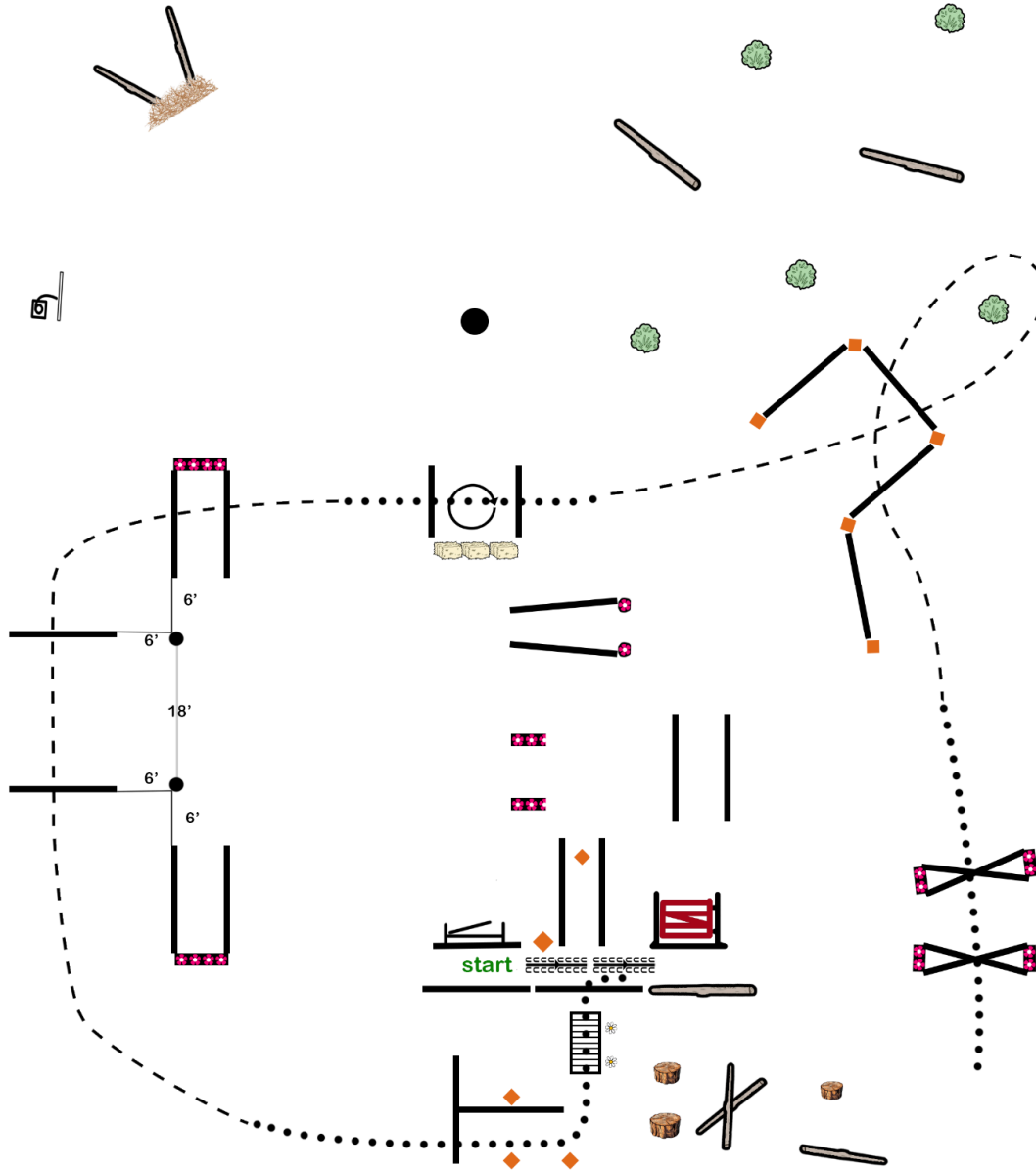
All Breed Adult Ranch Trail
APHA Green, Am, and Ranch Trail



1. Walk over logs.
 2. Walk over bridge, over 1 pole, into L.
 3. Back L.
 4. Right handed gate.
 5. Trot into box. 360 left.
 6. Sidepass right. Rescue calf and secure on pommel or withers.
 7. Trot serpentine and over 1 log as drawn. Realize the calf is fine, and extend the trot through bushes over 1 log to stop and return it.
 8. Lope right lead over 1 log. Change leads and directions through the trot around the bush. Lope left lead over 2 logs.
 9. Stop and drag counter clockwise.
- Exit on the rail to Ranch Pleasure or to leave arena.



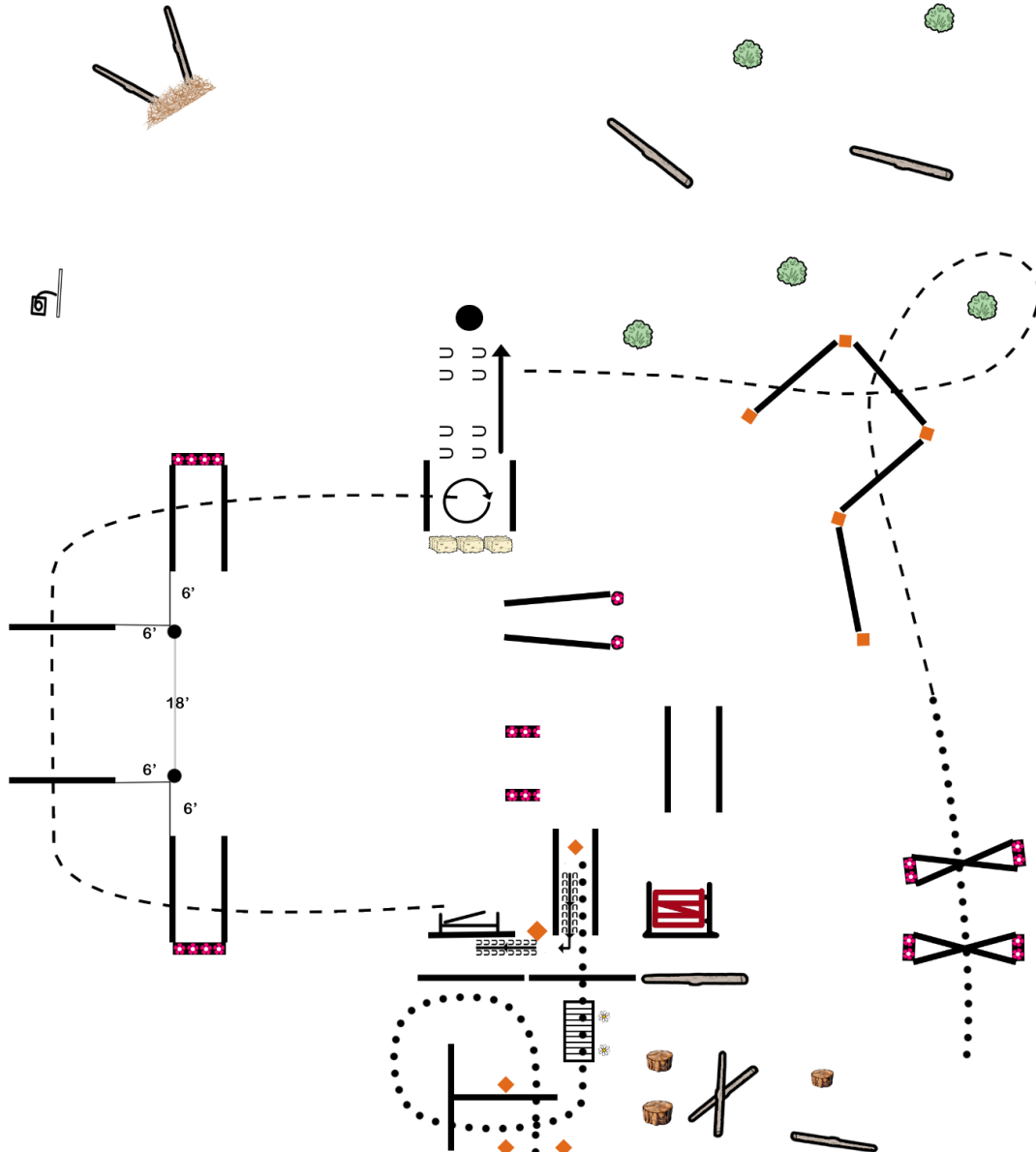
All Breed Youth In Hand Trail
APHA 5-10 WT Trail



1. Start standing quietly with right shoulder to rope gate.
2. Back straight in chute.
3. Left turn, walk over 1 pole, bridge, 1 pole.
4. Trot 4 poles.
5. Walk into box. 360 right. Walk out.
6. Trot serpentine.
7. Walk X walkovers.



All Breed Adult In Hand Trail
All APHA In Hand Trail



1. Walk over 2 poles, bridge, 1 pole, into L.
2. Back L.
3. Left handed gate over pole.
4. Trot 6 poles.
5. Trot into box. 360 right.
6. Sidepass left.
7. Trot serpentine.
8. Walk X walkovers.

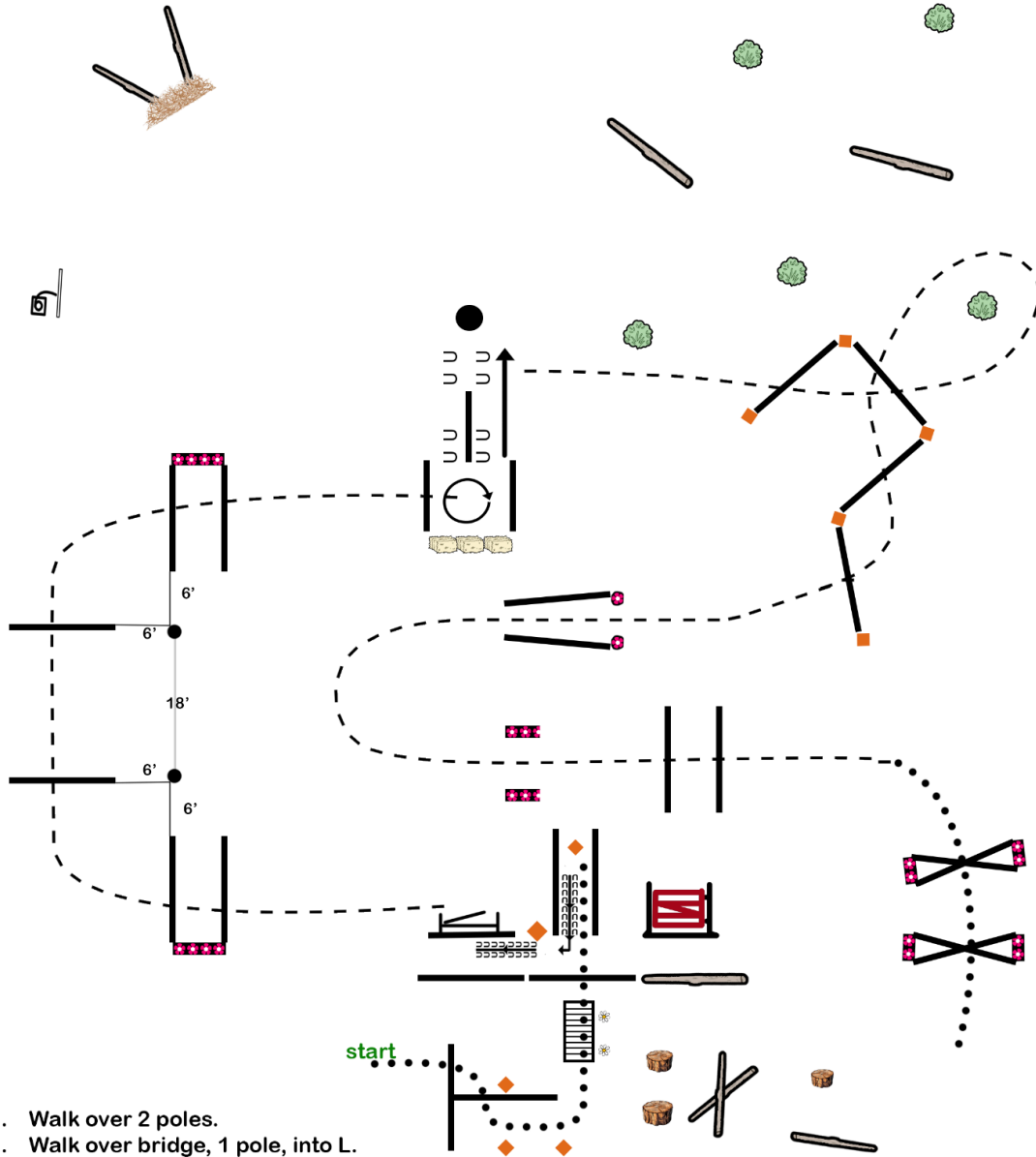


Summer Sizzler POR/All Breed Show
August 1-2, 2026

Southeastern Ag Center; 1027 US-74, Lumberton, NC
Judges: John Andersen, Jennifer Goss, David Parlier, Stephen Shank



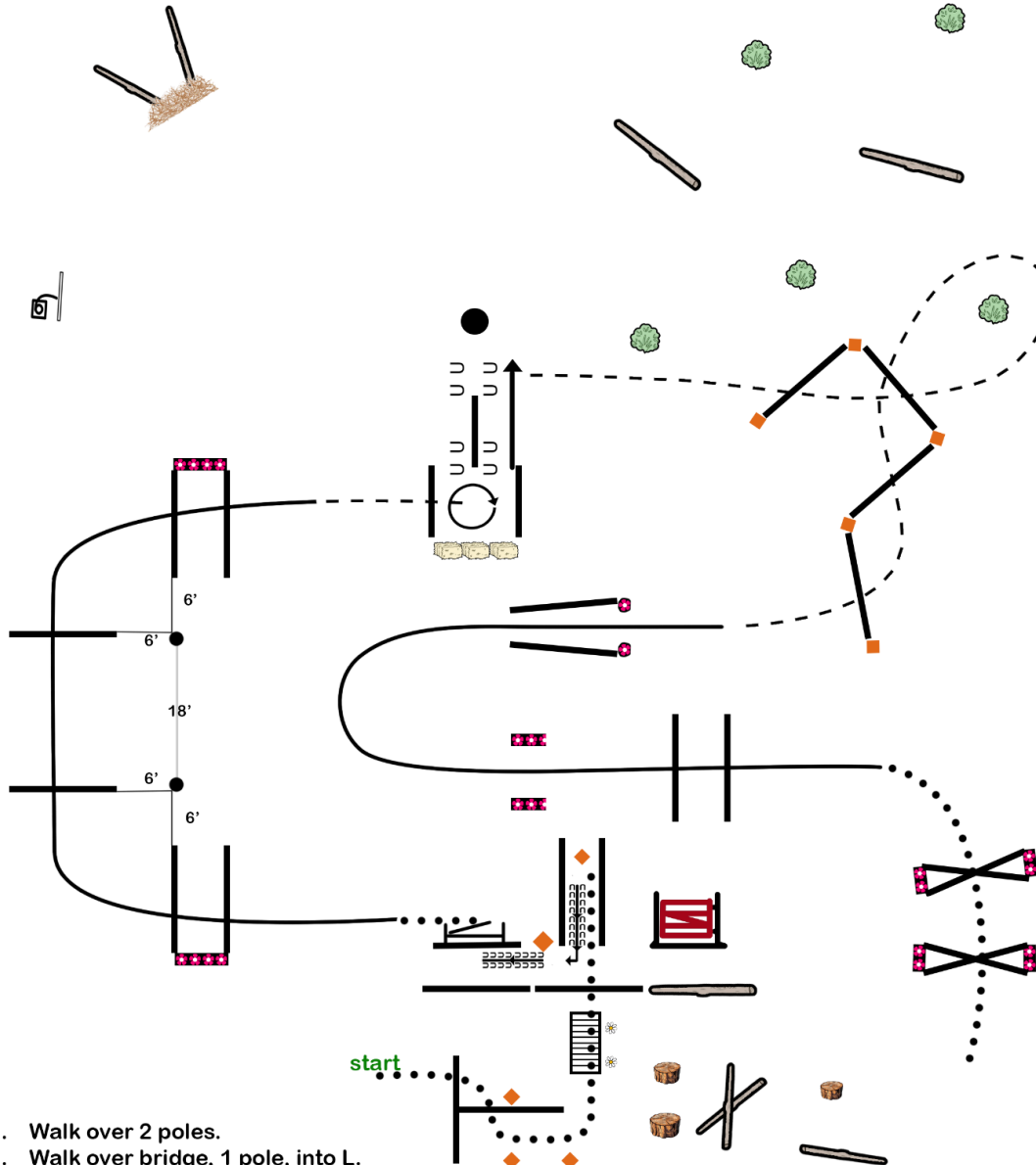
All Breed Adult & Youth W/T Trail
APHA 11-18 & Amateur W/T Trail



1. Walk over 2 poles.
2. Walk over bridge, 1 pole, into L.
3. Back L.
4. Left handed gate over pole.
5. Trot 6 poles.
6. Trot into box. 360 right.
7. Sidepass left over pole.
8. Trot serpentine.
9. Trot through chute and over 2 poles.
10. Walk X walkovers.



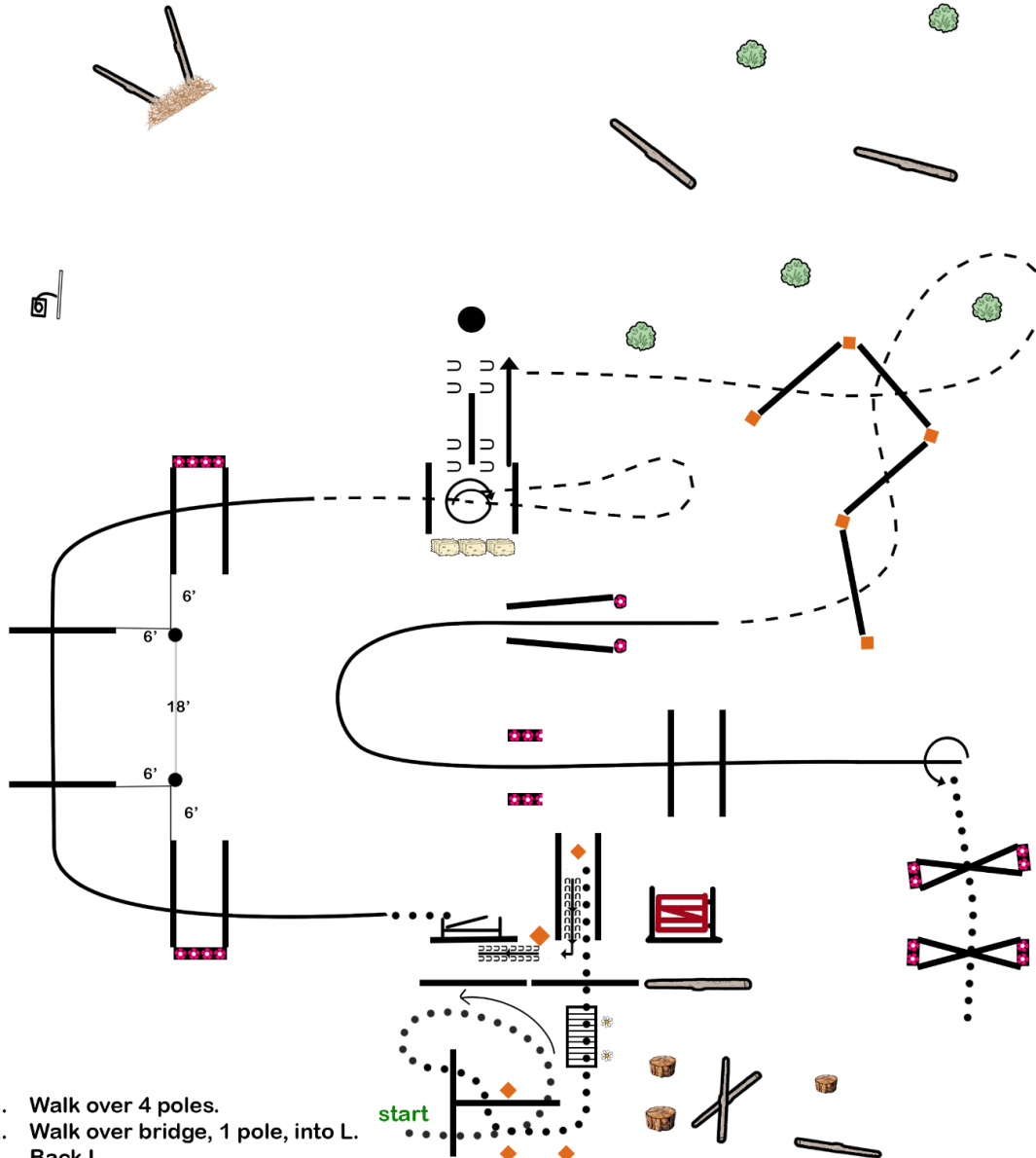
All Breed Adult & Youth Trail
APHA 13 & Under, Novice Youth, Novice Amateur, and Green Trail



1. Walk over 2 poles.
2. Walk over bridge, 1 pole, into L.
3. Back L.
4. Left handed gate over pole.
5. Walk, then Lope right lead 6 poles.
6. Trot into box. 360 right.
7. Sidepass left over pole.
8. Trot serpentine.
9. Lope left lead through chute and over 2 poles.
10. Walk X walkovers.



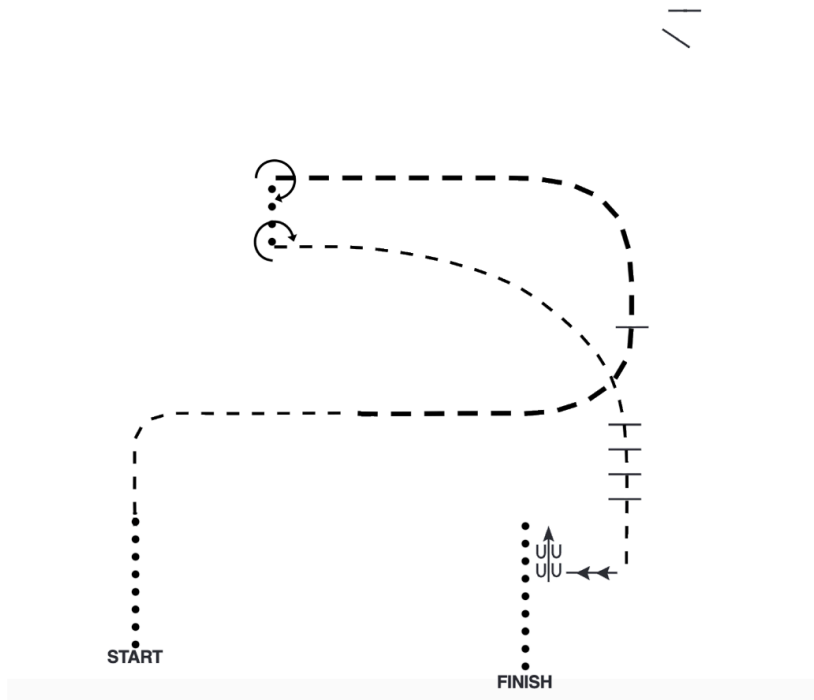
APHA 18 & Under Trail, Amateur Trail, and Trail



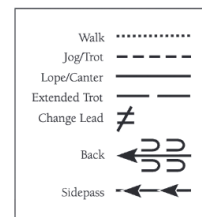
1. Walk over 4 poles.
2. Walk over bridge, 1 pole, into L. start
3. Back L.
4. Left handed gate over pole.
5. Walk, then Lope right lead 6 poles.
6. Trot through box, U turn either direction, trot into box.
7. 540 right.
8. Sidepass left over pole.
9. Trot serpentine.
10. Lope left lead through chute and over 2 poles.
11. Stop. 270 left.
12. Walk X walkovers.



All APHA Walk Trot Western Versatility



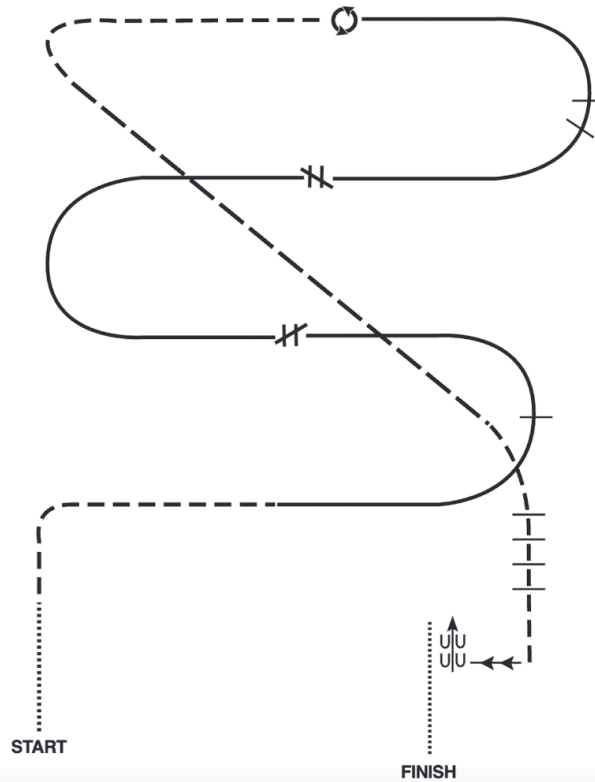
1. Walk
2. Jog
3. Extended Jog
4. Extended Jog over one pole
5. Stop 270 Right
6. Walk
7. Stop 270 Right
8. Jog
9. Jog over four poles
10. Sidepass Right over pole
11. Back - Exit at Walk



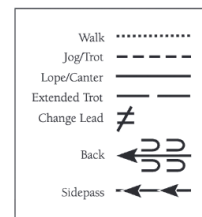


All APHA Western Versatility

Western Versatility - Pattern 5

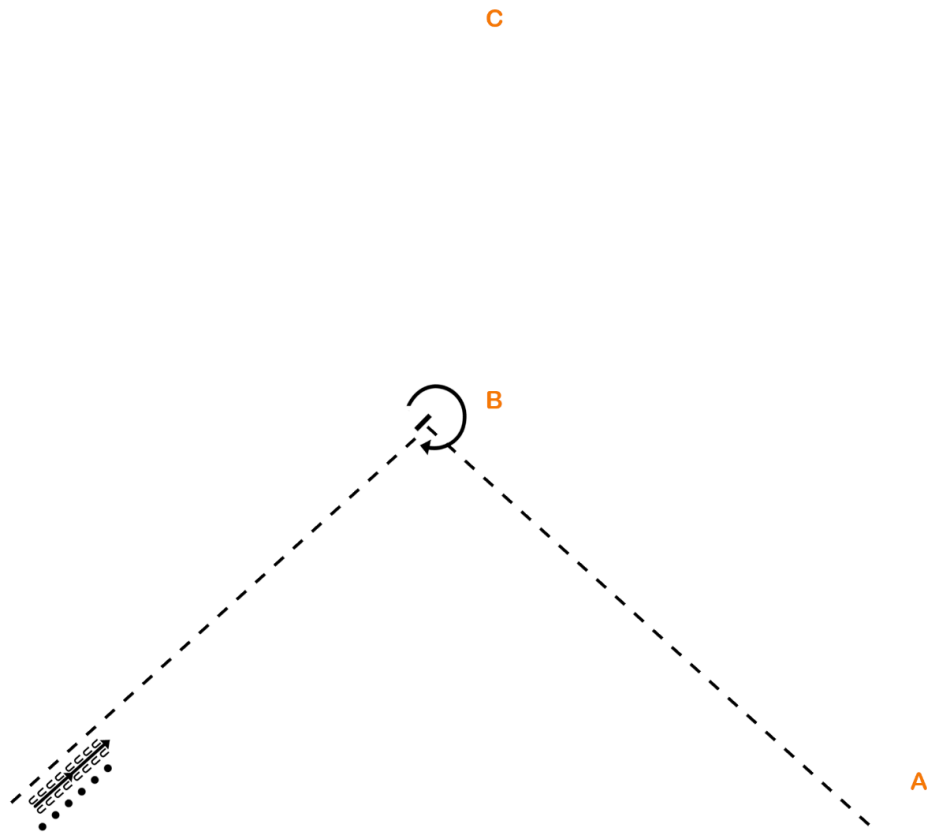


- | | |
|-----------------------------------|------------------------------------|
| 1. Walk | 9. Lope Two Poles |
| 2. Jog | 10. Stop 360 Left |
| 3. Left Lead Lope | 11. Jog |
| 4. Lope Over One Pole | 12. Extended Jog Diagonal Line |
| 5. Lead Change (Simple or Flying) | 13. Collect Jog and Jog Four Poles |
| 6. Right Lead | 14. Sidepass Right Over Pole |
| 7. Simple Change | 15. Back Exit at Walk |
| 8. Left Lead | |





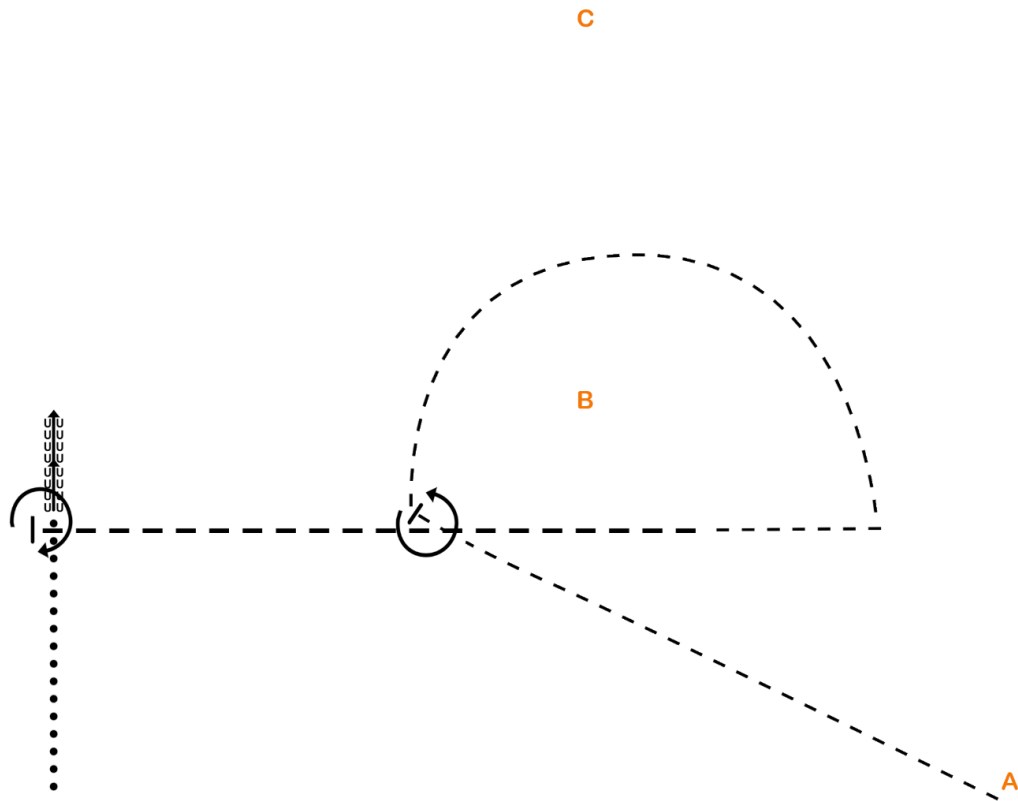
APHA 5-10 W/T Horsemanship



1. Be ready right shoulder to A.
2. Jog.
3. Stop at B.
4. 270 right.
5. Jog.
6. Stop when even with A.
7. Back. Walk to exit.



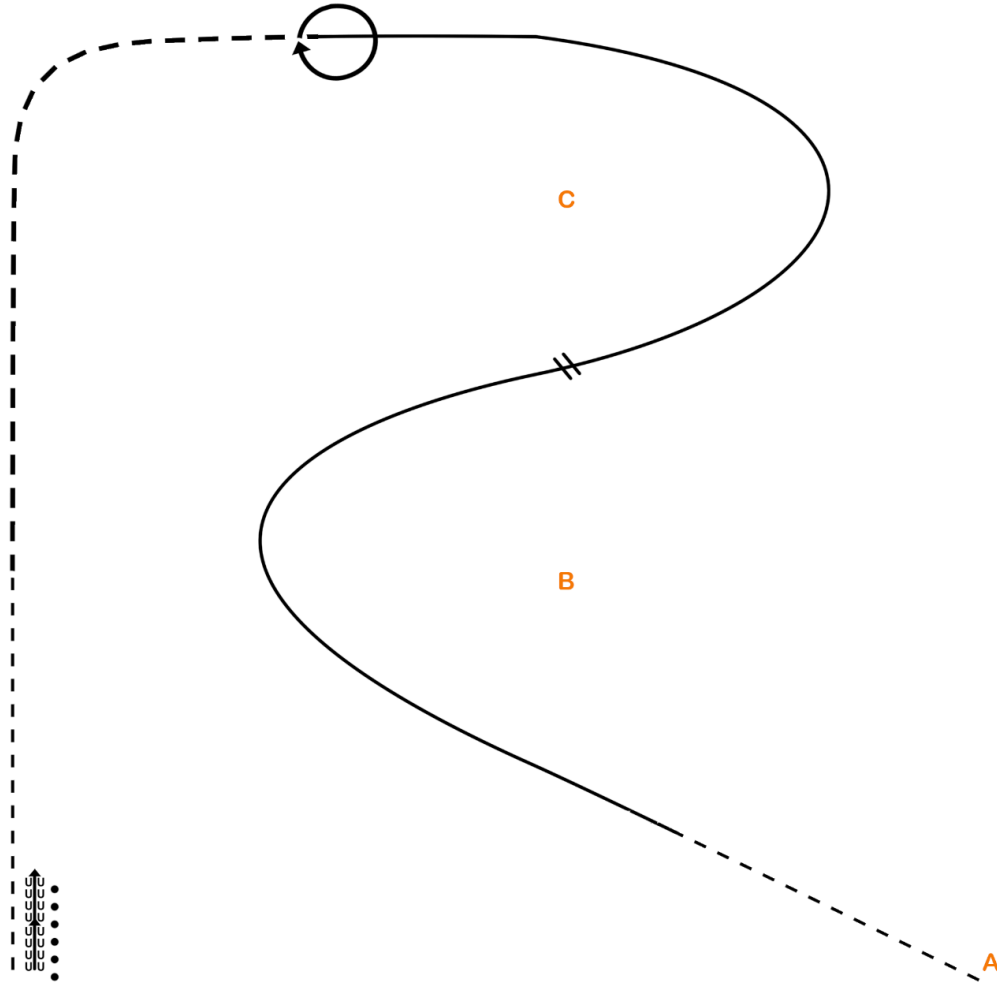
All Breed Youth & Adult W/T Horsemanship
APHA 11-18 W/T, Amateur W/T Horsemanship



1. Be ready right shoulder to A.
2. Jog.
3. Stop.
4. Turn on the haunches left until facing far end of arena.
5. Jog a semi circle around B and a sharp right turn to return to original line.
6. Extended jog.
7. Stop.
8. 270 right.
9. Back.
10. Walk to exit.



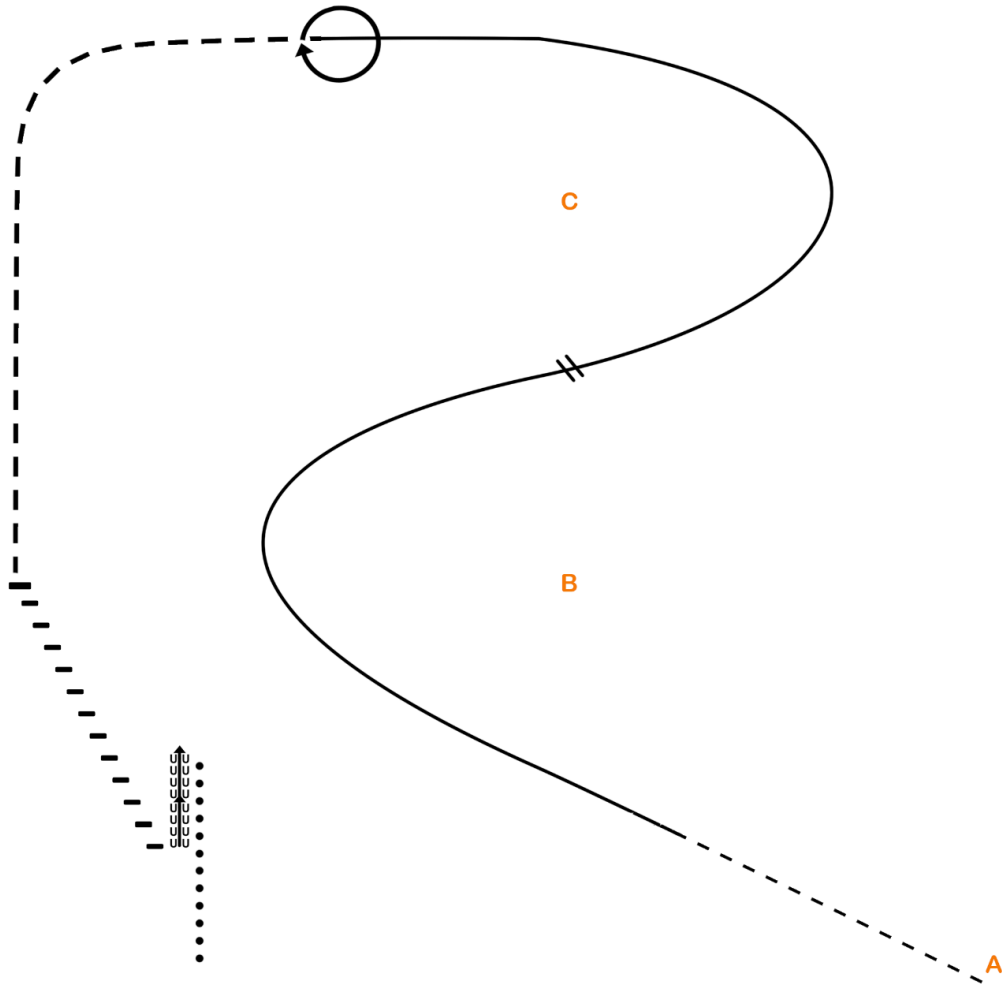
All Breed Youth & Adult Horsemanship
APHA Nov Youth, 13&U, Nov Amateur Horsemanship



1. Be ready right shoulder to A.
2. Jog.
3. Lope right lead, loping an arc to the right.
4. Simple lead change between B and C.
5. Lope an arc to the left.
6. Stop past C.
7. 360 right.
8. Extended jog.
9. Collect to jog when even with B.
10. Stop when even with A.
11. Back. Walk to exit.



APHA 18&U Horsemanship, Amateur Horsemanship



1. Be ready right shoulder to A.
2. Jog.
3. Lope right lead, loping an arc to the right.
4. Simple lead change between B and C.
5. Lope an arc to the left.
6. Stop past C.
7. 360 right.
8. Extended jog.
9. Leg yield to left when even with B.
10. Stop.
11. Back 1 horse length. Walk to exit.